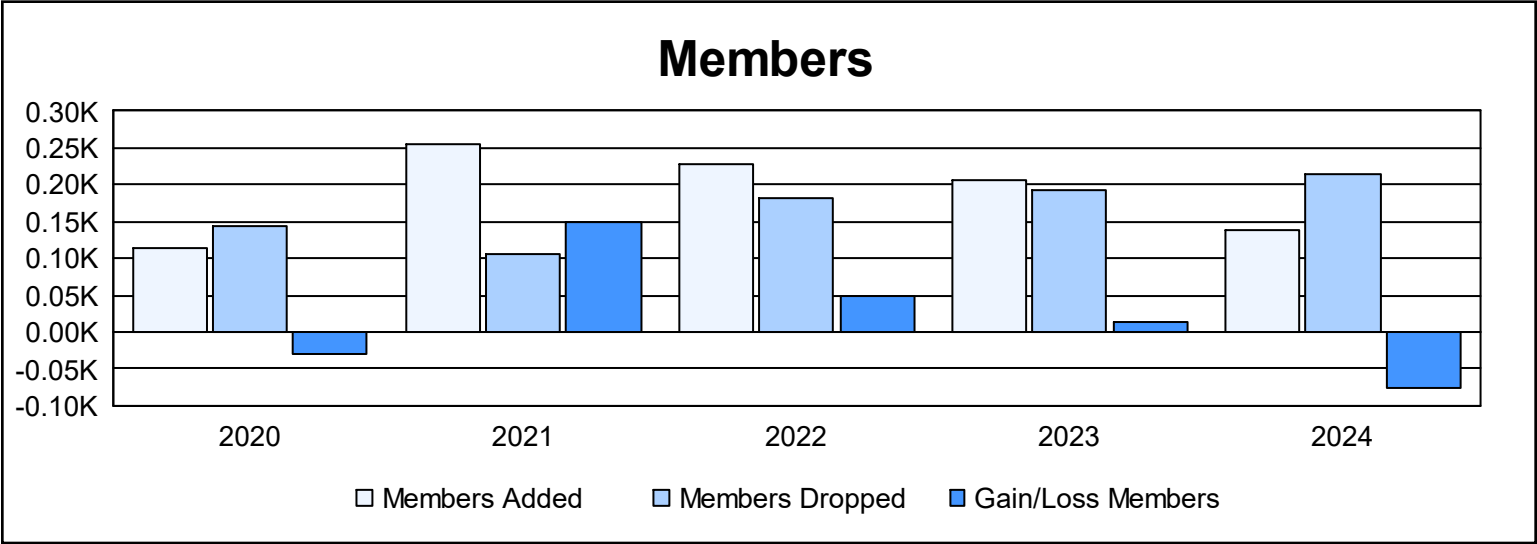
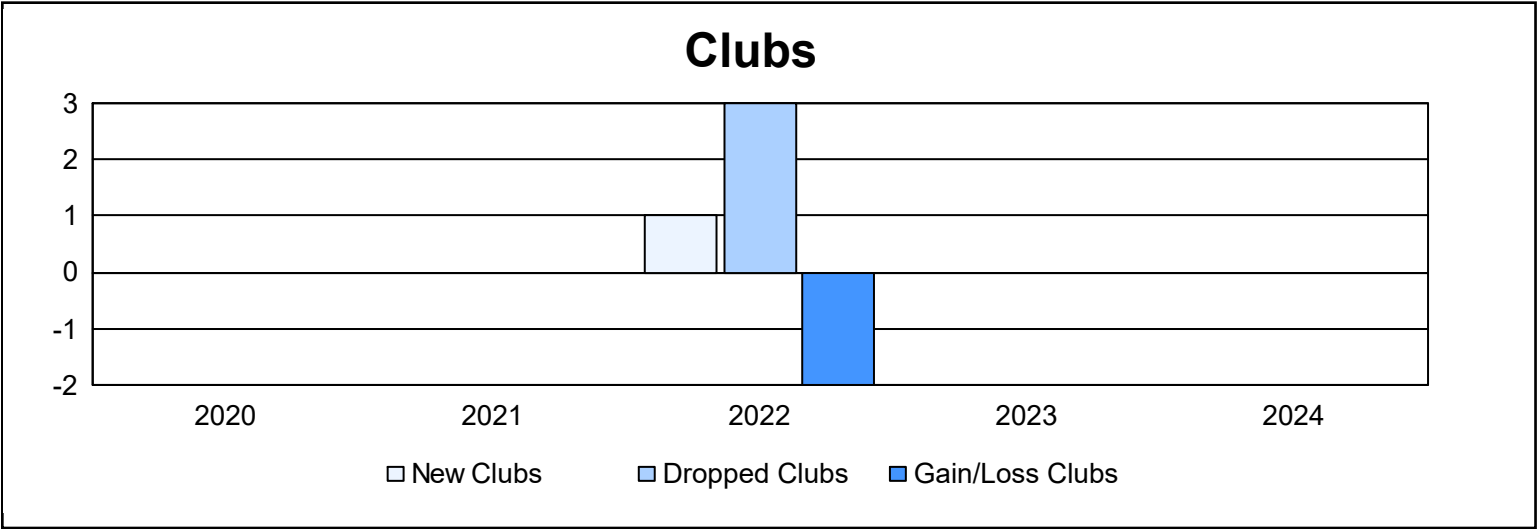
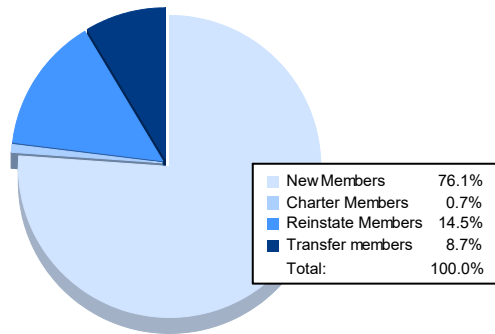


| Year | New Clubs | Dropped Clubs | Gain/ Loss Clubs | New Members | Charter Members | Reinstate Members | Transfer Members | Total Member Added | Total Members Dropped | Gain/ Loss Members |
|-----------|-----------|---------------|------------------|-------------|-----------------|-------------------|------------------|--------------------|-----------------------|--------------------|
| 2019-2020 | 0 | 0 | 0 | 108 | 0 | 4 | 2 | 114 | 145 | -31 |
| 2020-2021 | 0 | 0 | 0 | 250 | 0 | 4 | 1 | 255 | 106 | 149 |
| 2021-2022 | 1 | 3 | -2 | 180 | 35 | 9 | 5 | 229 | 181 | 48 |
| 2022-2023 | 0 | 0 | 0 | 148 | 2 | 49 | 6 | 205 | 192 | 13 |
| 2023-2024 | 0 | 0 | 0 | 105 | 1 | 20 | 12 | 138 | 214 | -76 |
| Average | 0 | 1 | 0 | 158 | 8 | 17 | 5 | 188 | 168 | 21 |



Membership Composition June 2024 Cumulative



Gender Composition June 2024 Cumulative

